

# TOWN OF HIGHLAND PARK

## UNOFFICIAL CUMULATIVE ELECTION RESULTS GENERAL ELECTION MAY 15, 2004

### Total Ballots Cast

Early Voting	43
Election Day	67
Total	110
Reg. Voters	7,074
% Turnout	1.55%


### MAYOR

Candidates	Early Voting	Election Day	Total	Vote Percentage
William D. White, Jr.	41	61	102	100%

### COUNCIL MEMBERS- VOTE FOR 5

Candidates	Early Voting	Election Day	Total	Vote Percentage
G. Andrews (Andy) Smith	37	48	85	20.19%
George T. Reynolds, III	37	47	84	19.95%
Helen C. Mann	35	44	79	18.76%
Joel T. Williams, III	38	51	89	21.14%
Webber W. Beall, Jr.	37	47	84	19.95%

  
Central Counting Manager

  
Tabulating Supervisor

  
Presiding Judge

# TOWN OF HIGHLAND PARK

## UNOFFICIAL CUMULATIVE ELECTION RESULTS SPECIAL ELECTION MAY 15, 2004

BALLOTS CAST	Reg Voters	EV-Mail	EV-In Person	Election Day	Total	Turnout
	7,074	0	43		43	0.61%

PROPOSITION NO. 1	EV-Mail	EV- In Person	Election Day	Total	Vote Percent
YES	0	40	53	93	93.94%
NO	0	0	6	6	6.06%

PROPOSITION NO. 2	EV-Mail	EV- In Person	Election Day	Total	Vote Percent
YES	0	40	53	93	93.94%
NO	0	0	6	6	6.06%

PROPOSITION NO. 3	EV-Mail	EV- In Person	Election Day	Total	Vote Percent
YES	0	40	54	94	94.95%
NO	0	0	5	5	5.05%

PROPOSITION NO. 4	EV-Mail	EV- In Person	Election Day	Total	Vote Percent
YES	0	40	55	95	95.96%
NO	0	0	4	4	4.04%

PROPOSITION NO. 5	EV-Mail	EV- In Person	Election Day	Total	Vote Percent
YES	0	40	50	90	94.74%
NO	0	0	5	5	5.26%

PROPOSITION NO. 6	EV-Mail	EV- In Person	Election Day	Total	Vote Percent
YES	0	40	55	95	95.00%
NO	0	0	5	5	5.00%

PROPOSITION NO. 7	EV-Mail	EV- In Person	Election Day	Total	Vote Percent
YES	0	40	52	92	95.83%
NO	0	0	4	4	4.17%

PROPOSITION NO. 8	EV-Mail	EV- In Person	Election Day	Total	Vote Percent
YES	0	40	50	90	94.74%
NO	0	0	5	5	5.26%

PROPOSITION NO. 9	EV-Mail	EV- In Person	Election Day	Total	Vote Percent
YES	0	39	50	89	94.68%
NO	0	0	5	5	5.32%

PROPOSITION NO. 10	EV-Mail	EV- In Person	Election Day	Total	Vote Percent
YES	0	39	52	91	94.79%
NO	0	0	5	5	5.21%

# TOWN OF HIGHLAND PARK

## UNOFFICIAL CUMULATIVE ELECTION RESULTS SPECIAL ELECTION MAY 15, 2004

BALLOTS CAST	Reg Voters	EV-Mail	EV-In Person	Election Day	Total	Turnout
	7,074	0	43	0	43	0.61%

PROPOSITION NO. 11	EV-Mail	EV-In Person	Election Day	Total	Vote Percent
YES	0	38	51	89	94.68%
NO	0	0	5	5	5.32%

PROPOSITION NO. 12	EV-Mail	EV-In Person	Election Day	Total	Vote Percent
YES	0	39	51	90	95.74%
NO	0	0	4	4	4.26%

PROPOSITION NO. 13	EV-Mail	EV-In Person	Election Day	Total	Vote Percent
YES	0	40	53	93	95.88%
NO	0	0	4	4	4.12%

PROPOSITION NO. 14	EV-Mail	EV-In Person	Election Day	Total	Vote Percent
YES	0	40	51	91	93.81%
NO	0	0	6	6	6.19%

PROPOSITION NO. 15	EV-Mail	EV-In Person	Election Day	Total	Vote Percent
YES	0	40	53	93	95.88%
NO	0	0	4	4	4.12%

PROPOSITION NO. 16	EV-Mail	EV-In Person	Election Day	Total	Vote Percent
YES	0	40	53	93	95.88%
NO	0	0	4	4	4.12%

PROPOSITION NO. 17	EV-Mail	EV-In Person	Election Day	Total	Vote Percent
YES	0	35	37	72	70.59%
NO	0	7	23	30	29.41%

PROPOSITION NO. 18	EV-Mail	EV-In Person	Election Day	Total	Vote Percent
YES	0	36	43	79	79.80%
NO	0	5	15	20	20.20%

PROPOSITION NO. 19	EV-Mail	EV-In Person	Election Day	Total	Vote Percent
YES	0	35	37	72	70.59%
NO	0	7	23	30	29.41%

PROPOSITION NO. 20	EV-Mail	EV-In Person	Election Day	Total	Vote Percent
YES	0	34	43	77	82.80%
NO	0	5	11	16	17.20%

# TOWN OF HIGHLAND PARK

## UNOFFICIAL CUMULATIVE ELECTION RESULTS SPECIAL ELECTION MAY 15, 2004

BALLOTS CAST	Reg Voters	EV-Mail	EV-In Person	Election Day	Total	Turnout
	7,074	0	43	0	43	0.61%

PROPOSITION NO. 21	EV-Mail	EV-In Person	Election Day	Total	Vote Percent
YES	0	38	47	85	95.51%
NO	0	0	4	4	4.49%

PROPOSITION NO. 22	EV-Mail	EV-In Person	Election Day	Total	Vote Percent
YES	0	39	47	86	95.56%
NO	0	0	4	4	4.44%

PROPOSITION NO. 23	EV-Mail	EV-In Person	Election Day	Total	Vote Percent
YES	0	39	47	86	95.56%
NO	0	0	4	4	4.44%

PROPOSITION NO. 24	EV-Mail	EV-In Person	Election Day	Total	Vote Percent
YES	0	39	48	87	96.67%
NO	0	0	3	3	3.33%

PROPOSITION NO. 25	EV-Mail	EV-In Person	Election Day	Total	Vote Percent
YES	0	39	47	86	95.56%
NO	0	0	4	4	4.44%

PROPOSITION NO. 26	EV-Mail	EV-In Person	Election Day	Total	Vote Percent
YES	0	39	47	86	95.56%
NO	0	0	4	4	4.44%

PROPOSITION NO. 27	EV-Mail	EV-In Person	Election Day	Total	Vote Percent
YES	0	39	46	85	95.51%
NO	0	0	4	4	4.49%

PROPOSITION NO. 28	EV-Mail	EV-In Person	Election Day	Total	Vote Percent
YES	0	40	47	87	95.60%
NO	0	0	4	4	4.40%

PROPOSITION NO. 29	EV-Mail	EV-In Person	Election Day	Total	Vote Percent
YES	0	39	46	85	95.51%
NO	0	0	4	4	4.49%

PROPOSITION NO. 30	EV-Mail	EV-In Person	Election Day	Total	Vote Percent
YES	0	38	47	85	96.59%
NO	0	0	3	3	3.41%

# TOWN OF HIGHLAND PARK

## UNOFFICIAL CUMULATIVE ELECTION RESULTS SPECIAL ELECTION MAY 15, 2004

BALLOTS CAST	Reg Voters	EV-Mail	EV-In Person	Election Day	Total	Turnout
	7,074	0	43	0	43	0.61%

PROPOSITION NO. 31	EV-Mail	EV-In Person	Election Day	Total	Vote Percent
YES	0	38	46	84	95.45%
NO	0	0	4	4	4.55%

PROPOSITION NO. 32	EV-Mail	EV-In Person	Election Day	Total	Vote Percent
YES	0	39	45	84	94.38%
NO	0	0	5	5	5.62%

PROPOSITION NO. 33	EV-Mail	EV-In Person	Election Day	Total	Vote Percent
YES	0	35	42	77	88.51%
NO	0	2	8	10	11.49%


PROPOSITION NO. 34	EV-Mail	EV-In Person	Election Day	Total	Vote Percent
YES	0	40	47	87	97.75%
NO	0	0	2	2	2.25%

PROPOSITION NO. 35	EV-Mail	EV-In Person	Election Day	Total	Vote Percent
YES	0	38	45	83	94.32%
NO	0	1	4	5	5.68%


PROPOSITION NO. 36	EV-Mail	EV-In Person	Election Day	Total	Vote Percent
YES	0	39	47	86	95.56%
NO	0	0	4	4	4.44%

PROPOSITION NO. 37	EV-Mail	EV-In Person	Election Day	Total	Vote Percent
YES	0	39	47	86	95.56%
NO	0	0	4	4	4.44%

PROPOSITION NO. 38	EV-Mail	EV-In Person	Election Day	Total	Vote Percent
YES	0	40	47	87	95.60%
NO	0	0	4	4	4.40%

  
 Central Counting Manager

  
 Tabulating Supervisor

  
 Presiding Judge