



UNOFFICIAL ELECTION RESULTS - CUMULATIVE REPORT


**IRVING ISD SPECIAL ELECTION
OCTOBER 27, 2001**

PROPOSITION 1

| | TOTAL BALLOTS CAST | | | | | FOR | | | AGAINST | | |
|--------------------------------|--------------------|--------------|--------------|---------------|--------------|--------------|--------------|--------------|--------------|--------------|-------|
| | REG. VOTERS | EARLY VOTING | ELECTION DAY | TOTAL BALLOTS | % TURNOUT | EARLY VOTING | ELECTION DAY | TOTAL | EARLY VOTING | ELECTION DAY | TOTAL |
| A S Johnston Elem | 6,642 | 143 | 62 | 205 | 3.09% | 118 | 39 | 157 | 25 | 22 | 47 |
| Eladio R Martinez Learning Ctr | 364 | 0 | 5 | 5 | 1.37% | 0 | 5 | 5 | 0 | 0 | 0 |
| Irving Fire Station #7 | 1,183 | 14 | 1 | 15 | 1.27% | 13 | 1 | 14 | 1 | 0 | 1 |
| Irving Fire Station #8 | 4,088 | 122 | 34 | 156 | 3.82% | 92 | 23 | 115 | 30 | 10 | 40 |
| Irving High School | 6,232 | 153 | 83 | 236 | 3.79% | 120 | 48 | 168 | 30 | 33 | 63 |
| Israelite Baptist Church | 278 | 0 | 0 | 0 | 0.00% | 0 | 0 | 0 | 0 | 0 | 0 |
| J O Davis School Bldg | 5,737 | 72 | 40 | 112 | 1.95% | 66 | 33 | 99 | 6 | 7 | 13 |
| J R Good Elem School | 4,647 | 87 | 43 | 130 | 2.80% | 71 | 27 | 98 | 14 | 14 | 28 |
| L B Barton Elem School | 3,186 | 94 | 47 | 141 | 4.43% | 71 | 30 | 101 | 20 | 16 | 36 |
| Lee Britain Elem School | 7,131 | 141 | 65 | 206 | 2.89% | 113 | 40 | 153 | 28 | 25 | 53 |
| Macarthur High School | 6,657 | 185 | 81 | 266 | 4.00% | 142 | 56 | 198 | 40 | 24 | 64 |
| Otis Brown Elem School | 5,405 | 104 | 62 | 166 | 3.07% | 77 | 33 | 110 | 24 | 28 | 52 |
| Sally B Elliot Elem School | 5,141 | 163 | 67 | 230 | 4.47% | 130 | 41 | 171 | 32 | 25 | 57 |
| Thomas Haley Elem School | 8,539 | 134 | 57 | 191 | 2.24% | 114 | 40 | 154 | 20 | 14 | 34 |
| TOTALS | 65,230 | 1,681 | 647 | 2,328 | 3.57% | 1,369 | 416 | 1,785 | | | |


 Joni Pappas-Poole
 Central Counting Manager


 John Lewis
 Tabulating Supervisor


 Christine Kuehling
 Presiding Judge


8:37 PM
 10/27/01


UNOFFICIAL ELECTION RESULTS - CUMULATIVE REPORT


**IRVING ISD SPECIAL ELECTION
OCTOBER 27, 2001**

PROPOSITION 2

| | FOR | | | | AGAINST | | |
|--------------------------------|---------------|--------------|--------------|--------------|--------------|--------------|------------|
| | REG. VOTERS | EARLY VOTING | ELECTION DAY | TOTAL | EARLY VOTING | ELECTION DAY | TOTAL |
| A S Johnston Elem | 6,642 | 101 | 38 | 139 | 34 | 22 | 56 |
| Eladio R Martinez Learning Ctr | 364 | 0 | 5 | 5 | 0 | 0 | 0 |
| Irving Fire Station #7 | 1,183 | 9 | 1 | 10 | 5 | 0 | 5 |
| Irving Fire Station #8 | 4,088 | 90 | 23 | 113 | 29 | 11 | 40 |
| Irving High School | 6,232 | 121 | 51 | 172 | 30 | 31 | 61 |
| Israelite Baptist Church | 278 | 0 | 0 | 0 | 0 | 0 | 0 |
| J O Davis School Bldg | 5,737 | 62 | 31 | 93 | 9 | 8 | 17 |
| J R Good Elem School | 4,647 | 66 | 29 | 95 | 19 | 13 | 32 |
| L B Barton Elem School | 3,186 | 67 | 32 | 99 | 26 | 15 | 41 |
| Lee Britain Elem School | 7,131 | 114 | 46 | 160 | 26 | 18 | 44 |
| Macarthur High School | 6,657 | 134 | 56 | 190 | 48 | 25 | 73 |
| Otis Brown Elem School | 5,405 | 78 | 36 | 114 | 23 | 26 | 49 |
| Sally B Elliot Elem School | 5,141 | 124 | 36 | 160 | 38 | 29 | 67 |
| Thomas Haley Elem School | 8,539 | 104 | 40 | 144 | 27 | 16 | 43 |
| TOTALS | 65,230 | 1,308 | 424 | 1,732 | 342 | 214 | 556 |


April Pignatelli
 Central Counting Manager


John Lewis
 Tabulating Supervisor


Christine Ruchey
 Presiding Judge

8:37 PM
10/27/01

UNOFFICIAL ELECTION RESULTS-BY PRECINCT

10/27/01

IRVING ISD SPECIAL ELECTION
OCTOBER 27, 2001

8:49 PM

PROPOSITION 1

| Pct | Reg | BALLOTS CAST | | | | FOR | | | AGAINST | | |
|--------------|---------------|--------------|--------------|--------------|--------------|--------------|--------------|--------------|--------------|--------------|------------|
| | | Early Voting | Election Day | Total | % Turnout | Early Voting | Election Day | Total | Early Voting | Election Day | Total |
| 1006 | 0 | 1 | | 1 | 0.00% | 1 | | 1 | 0 | | 0 |
| 1007 | 1,545 | 54 | 10 | 64 | 4.14% | 46 | 5 | 51 | 8 | 5 | 13 |
| 1008 | 2,543 | 67 | 24 | 91 | 3.58% | 45 | 18 | 63 | 22 | 5 | 27 |
| 1009 | 0 | 0 | 0 | 0 | 0.00% | 0 | 0 | 0 | 0 | 0 | 0 |
| 3106 | 1 | 0 | 0 | 0 | 0.00% | 0 | 0 | 0 | 0 | 0 | 0 |
| 3107 | 3 | 0 | 0 | 0 | 0.00% | 0 | 0 | 0 | 0 | 0 | 0 |
| 3119 | 278 | 0 | 0 | 0 | 0.00% | 0 | 0 | 0 | 0 | 0 | 0 |
| 4001 | 0 | 0 | 0 | 0 | 0.00% | 0 | 0 | 0 | 0 | 0 | 0 |
| 4002 | 1,183 | 14 | 1 | 15 | 1.27% | 13 | 1 | 14 | 1 | 0 | 1 |
| 4004 | 686 | 11 | 6 | 17 | 2.48% | 6 | 4 | 10 | 4 | 2 | 6 |
| 4005 | 1,820 | 9 | 6 | 15 | 0.82% | 8 | 5 | 13 | 1 | 1 | 2 |
| 4006 | 2,027 | 18 | 8 | 26 | 1.28% | 15 | 5 | 20 | 3 | 2 | 5 |
| 4007 | 544 | 2 | 0 | 2 | 0.37% | 2 | 0 | 2 | 0 | 0 | 0 |
| 4008 | 2,046 | 38 | 15 | 53 | 2.59% | 28 | 11 | 39 | 10 | 4 | 14 |
| 4009 | 1,860 | 54 | 5 | 59 | 3.17% | 43 | 1 | 44 | 11 | 4 | 15 |
| 4010 | 1,529 | 56 | 32 | 88 | 5.76% | 41 | 22 | 63 | 14 | 10 | 24 |
| 4011 | 2,582 | 64 | 38 | 102 | 3.95% | 52 | 29 | 81 | 11 | 8 | 19 |
| 4012 | 1,320 | 9 | 3 | 12 | 0.91% | 9 | 3 | 12 | 0 | 0 | 0 |
| 4013 | 1,556 | 54 | 15 | 69 | 4.43% | 49 | 8 | 57 | 5 | 6 | 11 |
| 4014 | 1,816 | 44 | 25 | 69 | 3.80% | 33 | 19 | 52 | 11 | 5 | 16 |
| 4015 | 2,374 | 56 | 29 | 85 | 3.58% | 50 | 15 | 65 | 6 | 14 | 20 |
| 4016 | 1,678 | 47 | 18 | 65 | 3.87% | 38 | 13 | 51 | 9 | 4 | 13 |
| 4017 | 2,524 | 45 | 0 | 45 | 1.78% | 42 | 0 | 42 | 3 | 0 | 3 |
| 4018 | 2,177 | 17 | 34 | 51 | 2.34% | 16 | 27 | 43 | 1 | 7 | 8 |
| 4019 | 735 | 15 | 3 | 18 | 2.45% | 11 | 2 | 13 | 4 | 0 | 4 |
| 4020 | 1,448 | 37 | 29 | 66 | 4.56% | 31 | 17 | 48 | 6 | 12 | 18 |
| 4021 | 879 | 33 | 16 | 49 | 5.57% | 26 | 10 | 36 | 7 | 6 | 13 |
| 4022 | 611 | 1 | 6 | 7 | 1.15% | 1 | 3 | 4 | 0 | 3 | 3 |
| 4023 | 2,426 | 50 | 25 | 75 | 3.09% | 40 | 16 | 56 | 9 | 7 | 16 |
| 4024 | 870 | 6 | 2 | 8 | 0.92% | 4 | 0 | 4 | 2 | 2 | 4 |
| 4025 | 2,451 | 79 | 44 | 123 | 5.02% | 60 | 28 | 88 | 16 | 16 | 32 |
| 4026 | 1,572 | 26 | 19 | 45 | 2.86% | 21 | 7 | 28 | 5 | 10 | 15 |
| 4027 | 1,722 | 56 | 13 | 69 | 4.01% | 41 | 11 | 52 | 12 | 2 | 14 |
| 4028 | 1,174 | 26 | 9 | 35 | 2.98% | 22 | 5 | 27 | 3 | 4 | 7 |
| 4029 | 173 | 5 | 7 | 12 | 6.94% | 5 | 6 | 11 | 0 | 1 | 1 |
| 4030 | 2,335 | 41 | 36 | 77 | 3.30% | 31 | 20 | 51 | 9 | 15 | 24 |
| 4031 | 1,316 | 18 | 7 | 25 | 1.90% | 11 | 4 | 15 | 7 | 3 | 10 |
| 4032 | 1,695 | 21 | 1 | 22 | 1.30% | 14 | 0 | 14 | 7 | 1 | 8 |
| 4033 | 1,754 | 45 | 19 | 64 | 3.65% | 35 | 9 | 44 | 8 | 10 | 18 |
| 4034 | 2,691 | 73 | 18 | 91 | 3.38% | 62 | 12 | 74 | 11 | 6 | 17 |
| 4035 | 209 | 0 | 0 | 0 | 0.00% | 0 | 0 | 0 | 0 | 0 | 0 |
| 4036 | 2,173 | 44 | 43 | 87 | 4.00% | 34 | 28 | 62 | 10 | 15 | 25 |
| 4037 | 281 | 2 | 3 | 5 | 1.78% | 2 | 0 | 2 | 0 | 3 | 3 |
| 4038 | 1,497 | 50 | 13 | 63 | 4.21% | 40 | 8 | 48 | 10 | 5 | 15 |
| 4039 | 3,644 | 113 | 54 | 167 | 4.58% | 90 | 33 | 123 | 22 | 20 | 42 |
| 4040 | 82 | 1 | 0 | 1 | 1.22% | 1 | 0 | 1 | 0 | 0 | 0 |
| 4041 | 0 | 0 | 0 | 0 | 0.00% | 0 | 0 | 0 | 0 | 0 | 0 |
| 4100 | 364 | 0 | 5 | 5 | 1.37% | 0 | 5 | 5 | 0 | 0 | 0 |
| 4200 | 1,036 | 10 | 6 | 16 | 1.54% | 8 | 6 | 14 | 2 | 0 | 2 |
| EV Pct | | 269 | | 269 | | 242 | | 242 | 25 | | 25 |
| Total | 65,230 | 1,681 | 647 | 2,328 | 3.57% | 1,369 | 416 | 1,785 | 295 | 218 | 513 |

UNOFFICIAL ELECTION RESULTS-BY PRECINCT

10/27/01

IRVING ISD SPECIAL ELECTION

8:49 PM

OCTOBER 27, 2001

PROPOSITION 2

| Pct | Reg | FOR | | | AGAINST | | |
|--------|--------|--------------|--------------|-------|--------------|--------------|-------|
| | | Early Voting | Election Day | Total | Early Voting | Election Day | Total |
| 1006 | 0 | 1 | | 1 | 0 | | 0 |
| 1007 | 1,545 | 43 | 5 | 48 | 8 | 5 | 13 |
| 1008 | 2,543 | 46 | 18 | 64 | 21 | 6 | 27 |
| 1009 | 0 | 0 | 0 | 0 | 0 | 0 | 0 |
| 3106 | 1 | 0 | 0 | 0 | 0 | 0 | 0 |
| 3107 | 3 | 0 | 0 | 0 | 0 | 0 | 0 |
| 3119 | 278 | 0 | 0 | 0 | 0 | 0 | 0 |
| 4001 | 0 | 0 | 0 | 0 | 0 | 0 | 0 |
| 4002 | 1,183 | 9 | 1 | 10 | 5 | 0 | 5 |
| 4004 | 686 | 7 | 4 | 11 | 4 | 2 | 6 |
| 4005 | 1,820 | 6 | 5 | 11 | 2 | 1 | 3 |
| 4006 | 2,027 | 14 | 6 | 20 | 4 | 2 | 6 |
| 4007 | 544 | 1 | 0 | 1 | 1 | 0 | 1 |
| 4008 | 2,046 | 26 | 10 | 36 | 11 | 5 | 16 |
| 4009 | 1,860 | 35 | 1 | 36 | 17 | 4 | 21 |
| 4010 | 1,529 | 42 | 23 | 65 | 13 | 9 | 22 |
| 4011 | 2,582 | 50 | 28 | 78 | 14 | 10 | 24 |
| 4012 | 1,320 | 7 | 3 | 10 | 0 | 0 | 0 |
| 4013 | 1,556 | 45 | 7 | 52 | 9 | 7 | 16 |
| 4014 | 1,816 | 32 | 19 | 51 | 12 | 6 | 18 |
| 4015 | 2,374 | 41 | 14 | 55 | 11 | 13 | 24 |
| 4016 | 1,678 | 33 | 14 | 47 | 11 | 4 | 15 |
| 4017 | 2,524 | 39 | 0 | 39 | 5 | 0 | 5 |
| 4018 | 2,177 | 16 | 25 | 41 | 1 | 8 | 9 |
| 4019 | 735 | 8 | 3 | 11 | 7 | 0 | 7 |
| 4020 | 1,448 | 31 | 19 | 50 | 6 | 10 | 16 |
| 4021 | 879 | 27 | 9 | 36 | 6 | 7 | 13 |
| 4022 | 611 | 1 | 3 | 4 | 0 | 3 | 3 |
| 4023 | 2,426 | 34 | 18 | 52 | 14 | 6 | 20 |
| 4024 | 870 | 6 | 0 | 6 | 0 | 2 | 2 |
| 4025 | 2,451 | 59 | 29 | 88 | 19 | 15 | 34 |
| 4026 | 1,572 | 20 | 7 | 27 | 5 | 11 | 16 |
| 4027 | 1,722 | 42 | 13 | 55 | 13 | 0 | 13 |
| 4028 | 1,174 | 21 | 5 | 26 | 5 | 4 | 9 |
| 4029 | 173 | 5 | 6 | 11 | 0 | 1 | 1 |
| 4030 | 2,335 | 30 | 23 | 53 | 9 | 13 | 22 |
| 4031 | 1,316 | 12 | 4 | 16 | 6 | 3 | 9 |
| 4032 | 1,695 | 14 | 0 | 14 | 7 | 1 | 8 |
| 4033 | 1,754 | 36 | 9 | 45 | 8 | 10 | 18 |
| 4034 | 2,691 | 62 | 13 | 75 | 11 | 5 | 16 |
| 4035 | 209 | 0 | 0 | 0 | 0 | 0 | 0 |
| 4036 | 2,173 | 35 | 33 | 68 | 8 | 9 | 17 |
| 4037 | 281 | 2 | 0 | 2 | 0 | 3 | 3 |
| 4038 | 1,497 | 38 | 8 | 46 | 12 | 5 | 17 |
| 4039 | 3,644 | 86 | 28 | 114 | 26 | 24 | 50 |
| 4040 | 82 | 1 | 0 | 1 | 0 | 0 | 0 |
| 4041 | 0 | 0 | 0 | 0 | 0 | 0 | 0 |
| 4100 | 364 | 0 | 5 | 5 | 0 | 0 | 0 |
| 4200 | 1,036 | 7 | 6 | 13 | 3 | 0 | 3 |
| EV Pct | | 238 | | 238 | 28 | | 28 |
| Total | 65,230 | 1,308 | 424 | 1,732 | 342 | 214 | 556 |